


# Who Was Walking Here?

1

Animals make tracks as they walk.  
Look at the tracks in the mud.  
They look like little hands.



fold up here



Who was walking here?



Look at the tracks in the snow.  
Four toes on the front.  
Five toes on the back.


2



fold up here



Who was walking here?




in the mud

racoon



in the snow

squirrel




in the sand

seagull

Animals leave tracks as they walk.



Who was walking here?



The three toes are webbed.



fold up here




Name \_\_\_\_\_



## Questions about *Who Was Walking Here?*

Fill in the bubble next to the best answer.

1. Which animal makes this track? 
- raccoon
  - squirrel
  - seagull

Write a sentence to tell why you gave the answer you did.

---

2. Which animal makes this track?

- raccoon
- squirrel
- seagull



Write a sentence to tell why you gave the answer you did.

---

3. Which animal do you think makes this track?

- baby
- boy with tennis shoes
- woman with high heels



Write a sentence to tell why you gave the answer you did.

---

---

Name \_\_\_\_\_



## Vocabulary

Match the words and the pictures.

webbed toes •

animal tracks •



## Working with Word Families

**-ack**

tr + ack = \_\_\_\_\_

b + ack = \_\_\_\_\_

Draw a train on a **track**.

Draw a **backpack** on Sam's back.

bl + ack = \_\_\_\_\_

cr + ack = \_\_\_\_\_

Draw two things that might be **black**.

Draw one thing that you can **crack**.

Name \_\_\_\_\_



## If You Were a Shoe...

### Make a Shoe Print

1. Take off your shoe.
2. Put this page on the bottom of your shoe.
3. Rub with a crayon.

### Think Like a Shoe

1. Think about what your shoe might say.
2. Write a few words in the speech bubble.

